
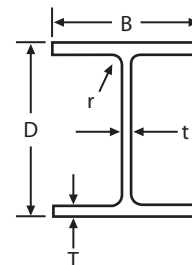


Universal Beams





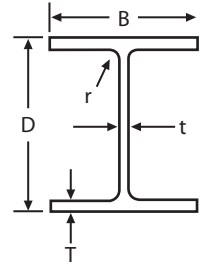
Universal Beams

(Metric units)

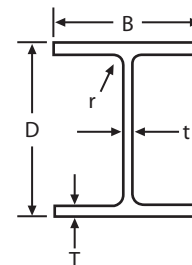
Section Size	Unit Weight	Section Depth	Flange Width	Thickness		Corner Radius	Section Area
				Web	Flange		
	M	D	B	t	T	r	A
mm	kg/m	mm	mm	mm	mm	mm	cm ²
100 x 50	9.30	100	50	5	7	8	11.85
100 x 100	16.90	100	100	6	8	8	21.60
	17.20	100	100	6	8	10	21.90
125 x 60	13.20	125	60	6	8	9	16.84
125 x 125	23.60	125	125	6.5	9	8	30.00
	23.80	125	125	6.5	9	10	30.31
150 x 75	14.00	150	75	5	7	8	17.85
150 x 100	20.70	148	100	6	9	8	26.30
	21.10	148	100	6	9	11	26.84
150 x 150	31.10	150	150	7	10	8	39.60
	31.50	150	150	7	10	11	40.14
	37.40	154	151	8	12	11	47.70
175 x 90	18.00	175	90	5	8	8	22.90
	18.10	175	90	5	8	9	23.04
175 x 125	23.30	169	125	5.5	8	12	29.65
175 x 175	32.80	171	174	6	9	12	41.70
	40.20	175	175	7.5	11	12	51.21
	40.40	175	175	7.5	11	13	51.40
200 x 100	17.80	198	99	4.5	7	8	22.70
	18.20	198	99	4.5	7	11	23.18
	20.90	200	100	5.5	8	8	26.70
	21.30	200	100	5.5	8	11	27.16
200 x 150	29.90	194	150	6	9	8	38.10
	30.60	194	150	6	9	13	39.01
	36.90	198	151	7	11	13	47.00
200 x 200	41.40	196	199	6.5	10	13	52.70
	49.90	200	200	8	12	13	63.53
	56.20	200	204	12	12	13	71.53
	57.80	204	201	9	14	13	73.60
	65.70	208	202	10	16	13	83.69
250 x 125	25.10	248	124	5	8	8	32.00
	25.70	248	124	5	8	12	32.68
	29.00	250	125	6	9	8	37.00
	29.60	250	125	6	9	12	37.66
250 x 175	43.60	244	175	7	11	13	55.50
	44.10	244	175	7	11	16	56.24
	51.60	248	176	8	13	16	65.70
	59.10	252	177	9	15	16	75.30
250 x 250	64.40	244	252	11	11	16	82.06
	66.50	248	249	8	13	16	84.70
	71.80	250	250	9	14	13	91.40
	72.40	250	250	9	14	16	92.18
	82.20	250	255	14	14	16	104.70
	98.10	260	253	12	19	16	125.00

Universal Beams

(Metric units)



Section Size	Unit Weight	Section Depth	Flange Width	Thickness		Corner Radius	Section Area
				Web	Flange		
	M	D	B	t	T	r	A
mm	kg/m	mm	mm	mm	mm	mm	cm ²
300 x 150	25.00	294	148	4.5	6	16	32.60
	32.00	298	149	5.5	8	13	40.80
	36.70	300	150	6.5	9	13	46.78
	41.40	304	150	6.5	11	13	52.80
	46.20	306	151	7.5	12	13	58.80
	69.00	318	154	11	18	13	87.90
300 x 200	48.30	290	199	7	10	18	61.50
	55.80	294	200	8	12	13	71.10
	56.80	294	200	8	12	18	72.38
	65.40	298	201	9	14	18	83.36
	77.30	304	202	10	17	18	98.50
300 x 300	84.50	294	302	12	12	18	107.70
	87.00	298	299	9	14	18	110.80
	93.00	300	300	10	15	13	118.00
	94.00	300	300	10	15	18	119.80
	106.00	304	301	11	17	18	134.80
	125.00	310	303	13	20	18	159.00
	130.00	310	305	15	20	18	165.00
	147.00	312	310	20	21	18	187.00
350 x 175	41.20	346	174	6	9	13	52.50
	41.40	346	174	6	9	14	52.68
	49.40	350	175	7	11	13	62.90
	49.60	350	175	7	11	14	63.14
	57.80	354	176	8	13	14	73.70
	66.20	358	177	9	15	14	84.30
	71.80	360	178	10	16	14	91.40
	79.70	364	177	11	18	14	101.00
350 x 250	69.20	336	249	8	12	20	88.15
	78.10	340	250	9	14	13	100.00
	79.70	340	250	9	14	20	102.00
	94.20	346	251	10	17	20	120.00
	108.00	350	253	12	19	20	137.00
350 x 350	106.00	338	351	13	13	20	135.30
	113.00	344	348	10	16	13	144.00
	115.00	344	348	10	16	20	148.00
	131.00	344	354	16	16	20	166.60
	135.00	350	350	12	19	13	172.00
	137.00	350	350	12	19	20	173.90
	156.00	350	357	19	19	20	198.40
	159.00	356	352	14	22	20	202.00
	181.00	362	354	16	25	20	230.00



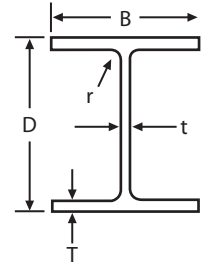
Universal Beams

(Metric units)

Section Size	Unit Weight	Section Depth	Flange Width	Thickness		Corner Radius	Section Area
				Web	Flange		
	M	D	B	t	T	r	A
mm	kg/m	mm	mm	mm	mm	mm	cm ²
400 x 200	56.10	396	199	7	11	13	71.40
	56.60	396	199	7	11	16	72.16
	65.40	400	200	8	13	13	83.40
	66.00	400	200	8	13	16	84.12
	75.50	404	201	9	15	16	96.20
	88.20	410	202	10	18	16	112.00
	140.00	430	208	16	28	16	179.00
	187.00	446	214	22	36	16	239.00
400 x 300	94.30	386	299	9	14	22	120.10
	105.00	390	300	10	16	13	133.00
	107.00	390	300	10	16	22	136.00
	127.00	396	302	12	19	22	162.00
	144.00	402	303	13	22	22	184.00
400 x 400	140.00	388	402	15	15	22	178.50
	147.00	394	398	11	18	22	186.80
	168.00	394	405	18	18	22	214.40
	172.00	400	400	13	21	22	218.70
	197.00	400	408	21	21	22	250.70
	200.00	406	403	16	24	22	254.90
	232.00	414	405	18	28	22	295.50
	283.00	428	407	20	35	22	360.70
	415.00	458	417	30	50	22	528.60
	605.00	498	432	45	70	22	770.10
450 x 200	65.10	446	199	8	12	13	83.00
	66.20	446	199	8	12	18	84.30
	74.90	450	200	9	14	13	95.40
	76.00	450	200	9	14	18	96.76
	88.90	456	201	10	17	18	113.00
	98.90	460	202	11	19	18	126.00
	110.00	460	205	14	19	18	140.00
	450 x 300	106.00	434	299	10	15	24
121.00		440	300	11	18	13	154.00
124.00		440	300	11	18	24	157.40
145.00		446	302	13	21	24	184.00
500 x 200	77.90	496	199	9	14	13	99.00
	79.50	496	199	9	14	20	101.30
	88.20	500	200	10	16	13	112.00
	89.60	500	200	10	16	20	114.20
	102.00	506	201	11	19	13	129.00
	103.00	506	201	11	19	20	131.30
	117.00	512	202	12	22	20	148.00
	500 x 300	111.00	482	300	11	15	13
114.00		482	300	11	15	26	145.50
125.00		488	300	11	18	13	159.00
128.00		488	300	11	18	26	163.50
150.00		494	302	13	21	26	191.00

Universal Beams

(Metric units)

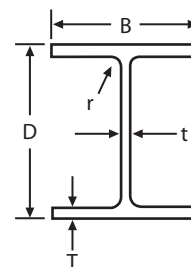


Section Size	Unit Weight	Section Depth	Flange Width	Thickness		Corner Radius	Section Area
				Web	Flange		
	M	D	B	t	T	r	A
mm	kg/m	mm	mm	mm	mm	mm	cm ²
600 x 200	79.00	592	197	8	13	22	101.00
	92.50	596	199	10	15	13	118.00
	94.60	596	199	10	15	22	120.50
	103.00	600	200	11	17	13	132.00
	106.00	600	200	11	17	22	134.40
	118.00	606	201	12	20	13	150.00
	120.00	606	201	12	20	22	152.50
	134.00	612	202	13	23	22	171.00
600 x 300	133.00	582	300	12	17	13	169.00
	137.00	582	300	12	17	28	174.50
	147.00	588	300	12	20	13	187.00
	151.00	588	300	12	20	28	192.50
	170.00	594	302	14	23	13	217.00
	175.00	594	302	14	23	28	222.40
	203.00	602	304	16	27	28	259.00
	217.00	608	304	16	30	28	277.00
700 x 300	166.00	692	300	13	20	28	211.50
	182.00	700	300	13	24	18	232.00
	185.00	700	300	13	24	28	235.50
	215.00	708	302	14	28	28	273.60
800 x 300	191.00	792	300	14	22	28	243.40
	207.00	800	300	14	26	18	264.00
	210.00	800	300	14	26	28	267.40
	241.00	808	302	16	30	28	307.60
	267.00	816	303	17	34	28	340.00
900 x 300	210.00	890	299	15	23	18	267.00
	213.00	890	299	15	23	28	270.90
	240.00	900	300	16	28	18	306.00
	243.00	900	300	16	28	28	309.80
	283.00	912	302	18	34	18	360.00
	286.00	912	302	18	34	28	364.00
	304.00	918	303	19	37	18	387.00
	307.00	918	303	19	37	28	391.00

Material Spec : EN 10025 S275JR
 EN 10025 S355JR/J0/J2G3
 BS 4360 Gr 43A/50B
 JIS G3101 SS400

Universal Beams

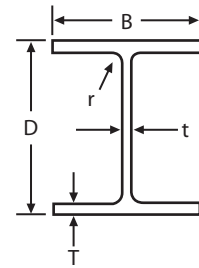
(Imperial units)



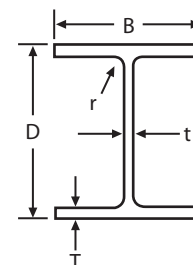
Section Size	Unit Weight		Section Area		Section Depth		Flange Width		Flange Thickness		Web Thickness		Corner Radius	
	M		A		D		B		T		t		r	
in (mm)	lb/ft	kg/m	in ²	cm ²	in	mm	in	mm	in	mm	in	mm	in	mm
W4 4 x 4 (102 x 102)	13.0	19.35	3.83	24.71	4.16	105.7	4.060	103.12	0.345	8.76	0.280	7.11	0.25	6.35
	13.8	21.00	4.04	26.10	4.00	102.0	4.000	102.00	0.370	9.40	0.315	8.00	0.24	6
	16.3	24.00	4.79	30.90	4.21	107.0	3.937	100.00	0.472	12.00	0.311	7.90	0.24	6
W5 5 x 3 (127 x 76)	9.0	13.00	2.60	16.80	5.00	127.0	3.000	76.20	0.299	7.59	0.165	4.19	0.25	6.35
W5 5 x 5 (127 x 127)	16.0	23.81	4.71	30.39	5.01	127.3	5.000	127.00	0.360	9.14	0.240	6.10	0.30	7.62
	19.0	28.28	5.56	35.87	5.15	130.8	5.030	127.76	0.430	10.92	0.270	6.86	0.30	7.62
W6 6 x 3 (152 x 76)	9.0	14.00	2.76	17.80	5.90	150.0	2.953	75.00	0.276	7.00	0.197	5.00	0.31	8
	12.0	18.00	3.35	21.60	6.10	155.0	2.953	75.00	0.335	8.50	0.236	6.00	0.31	8
W6 6 x 3½ (152 x 89)	11.0	16.00	3.18	20.50	6.00	152.4	3.500	88.90	0.303	7.70	0.181	4.60	0.25	6.35
W6 6 x 4 (152 x 102)	9.0	13.39	2.68	17.29	5.90	149.9	3.940	100.08	0.215	5.46	0.170	4.32	0.25	6.35
	12.0	17.86	3.55	22.90	6.03	153.2	4.000	101.60	0.280	7.11	0.230	5.84	0.25	6.35
	16.0	23.81	4.74	30.58	6.28	159.5	4.030	102.36	0.405	10.29	0.260	6.60	0.25	6.35
W6 6 x 6 (152 x 152)	15.0	22.50	4.43	28.58	5.99	152.1	5.990	152.15	0.260	6.60	0.230	5.84	0.25	6.35
	15.7	23.00	4.62	29.80	6.00	152.4	6.000	152.40	0.269	6.83	0.240	6.10	0.25	6.35
	20.0	30.00	5.87	37.87	6.20	157.5	6.020	152.91	0.365	9.27	0.260	6.60	0.25	6.35
	25.0	37.20	7.34	47.35	6.38	162.1	6.080	154.43	0.455	11.56	0.320	8.13	0.25	6.35
W7 7 x 3½ (178 x 89)	11.0	16.10	3.16	20.40	6.81	173.0	3.543	90.00	0.276	7.00	0.177	4.50	0.35	8.9
	12.0	18.10	3.57	23.00	6.89	175.0	3.543	90.00	0.315	8.00	0.197	5.00	0.35	8.9
	15.0	22.20	4.37	28.20	7.05	179.0	3.543	90.00	0.394	10.00	0.236	6.00	0.35	8.9
W7 7 x 4 (178 x 102)	13.0	19.00	3.75	24.20	7.00	177.8	4.000	101.60	0.311	7.90	0.185	4.70	0.30	7.62
W8 8 x 4 (203 x 102)	10.0	14.88	2.96	19.10	7.89	200.4	3.940	100.08	0.205	5.21	0.170	4.32	0.30	7.62
	13.0	19.35	3.84	24.77	7.99	202.9	4.000	101.60	0.255	6.48	0.230	5.84	0.30	7.62
	15.0	22.32	4.44	28.65	8.11	206.0	4.015	101.98	0.315	8.00	0.245	6.22	0.30	7.62
	15.5	23.00	4.50	29.00	8.00	203.2	4.000	101.60	0.368	9.35	0.205	5.21	0.30	7.62
W8 8 x 5¼ (203 x 133)	14.0	21.00	4.20	27.10	8.00	203.0	5.236	133.00	0.252	6.40	0.197	5.00	0.31	8
	15.0	22.30	4.45	28.70	7.95	202.0	5.236	133.00	0.276	7.00	0.197	5.00	0.35	8.9
	17.0	25.30	5.01	32.30	8.00	203.2	5.250	133.35	0.308	7.82	0.230	5.84	0.30	7.62
	18.0	26.79	5.26	33.94	8.14	206.8	5.250	133.35	0.330	8.38	0.230	5.84	0.30	7.62
	20.0	30.00	5.89	38.00	8.14	206.8	5.268	133.81	0.378	9.60	0.248	6.30	0.30	7.62
21.0	31.30	6.16	39.74	8.28	210.3	5.270	133.86	0.400	10.16	0.250	6.35	0.30	7.62	
W8 8 x 6½ (203 x 165)	24.0	35.72	7.08	45.68	7.93	201.4	6.495	164.97	0.400	10.16	0.245	6.22	0.40	10.16
	28.0	41.67	8.25	53.23	8.06	204.7	6.535	165.99	0.465	11.81	0.285	7.24	0.40	10.16
W8 8 x 8 (203 x 203)	31.0	46.13	9.12	58.84	8.00	203.2	7.995	203.07	0.435	11.05	0.285	7.24	0.40	10.16
	35.0	52.09	10.30	66.45	8.12	206.2	8.020	203.71	0.495	12.57	0.310	7.87	0.40	10.16
	40.0	60.00	11.70	75.48	8.25	209.6	8.070	204.98	0.560	14.22	0.360	9.14	0.40	10.16
	48.0	71.43	14.10	90.97	8.50	215.9	8.110	205.99	0.685	17.40	0.400	10.16	0.40	10.16
	58.0	86.31	17.10	110.30	8.75	222.3	8.220	208.79	0.810	20.57	0.510	12.95	0.40	10.16
	67.0	100.00	19.70	127.10	9.00	228.6	8.280	210.31	0.935	23.75	0.570	14.48	0.40	10.16
W10 10 x 4 (254 x 102)	12.0	17.86	3.54	22.84	9.87	250.7	3.960	100.58	0.210	5.33	0.190	4.83	0.30	7.62
	15.0	22.32	4.41	28.45	9.99	253.7	4.000	101.60	0.270	6.86	0.230	5.84	0.30	7.62
	17.0	25.30	4.99	32.19	10.11	256.8	4.010	101.85	0.330	8.38	0.240	6.10	0.30	7.62
	19.0	28.28	5.62	36.26	10.24	260.1	4.020	102.11	0.395	10.03	0.250	6.35	0.30	7.62
W10 10 x 5¼ (254 x 146)	16.0	24.00	4.82	31.10	9.96	253.0	5.708	145.00	0.252	6.40	0.197	5.00	0.30	7.62
	21.0	31.25	6.20	40.00	9.90	251.5	5.750	146.05	0.340	8.64	0.240	6.10	0.30	7.62
	22.0	32.74	6.49	41.87	10.17	258.3	5.750	146.05	0.360	9.14	0.240	6.10	0.30	7.62
	25.0	37.20	7.36	47.50	10.08	256.0	5.762	146.35	0.430	10.92	0.252	6.40	0.30	7.62
	26.0	38.69	7.61	49.10	10.33	262.4	5.770	146.56	0.440	11.18	0.260	6.60	0.30	7.62
	29.0	43.00	8.54	55.10	10.22	259.6	5.799	147.29	0.500	12.70	0.289	7.34	0.30	7.62
	30.0	44.80	8.85	57.10	10.47	265.9	5.819	147.80	0.510	12.95	0.300	7.62	0.30	7.62

Universal Beams

(Imperial units)



Section Size	Unit Weight		Section Area		Section Depth		Flange Width		Flange Thickness		Web Thickness		Corner Radius	
	M		A		D		B		T		t		r	
in (mm)	lb/ft	kg/m	in ²	cm ²	in	mm	in	mm	in	mm	in	mm	in	mm
W10 10 x 8 (254 x 203)	33.00	49.11	9.71	62.64	9.73	247.14	7.96	202.18	0.44	11.05	0.29	7.37	0.50	12.70
	39.00	58.04	11.50	74.19	9.92	251.97	7.99	202.82	0.53	13.46	0.32	8.00	0.50	12.70
	42.00	62.50	12.29	79.30	9.82	249.40	8.15	207.00	0.48	12.20	0.48	12.20	0.50	12.70
	45.00	66.97	13.30	85.81	10.10	256.54	8.02	203.71	0.62	15.75	0.35	8.89	0.50	12.70
	57.00	84.80	16.74	108.00	10.16	258.10	8.32	211.30	0.65	16.50	0.65	16.50	0.50	12.70
W10 10 x 10 (254 x 254)	49.00	73.00	14.40	92.90	9.98	253.49	10.00	254.00	0.56	14.22	0.34	8.64	0.50	12.70
	54.00	80.36	15.80	101.90	10.09	256.29	10.03	254.76	0.62	15.62	0.37	9.40	0.50	12.70
	60.00	89.29	17.60	113.50	10.22	259.59	10.08	256.03	0.68	17.27	0.42	10.67	0.50	12.70
	68.00	101.20	20.00	129.00	10.40	264.16	10.13	257.30	0.77	19.56	0.47	11.94	0.50	12.70
	72.00	107.00	21.20	136.60	10.50	266.70	10.17	258.32	0.81	20.52	0.51	12.95	0.50	12.70
	77.00	115.00	22.60	145.80	10.60	269.24	10.19	258.83	0.87	22.10	0.53	13.46	0.50	12.70
	88.00	131.00	25.90	167.10	10.84	275.34	10.27	260.73	0.99	25.15	0.61	15.37	0.50	12.70
	89.00	132.00	26.20	168.90	10.88	276.35	10.28	260.99	1.00	25.35	0.62	15.62	0.50	12.70
	100.00	149.00	29.40	189.70	11.11	282.19	10.34	262.64	1.12	28.45	0.68	17.27	0.50	12.70
	112.00	167.00	32.90	212.30	11.36	288.54	10.42	264.54	1.25	31.75	0.76	19.18	0.50	12.70
W12 12 x 4 (305 x 102)	14.00	20.83	4.16	26.84	11.91	302.51	3.97	100.84	0.23	5.72	0.20	5.08	0.30	7.62
	16.00	23.81	4.71	30.39	11.99	304.55	3.99	101.35	0.27	6.73	0.22	5.59	0.30	7.62
	16.50	25.00	4.87	31.40	12.00	304.80	4.00	101.60	0.27	6.83	0.23	5.84	0.30	7.62
	19.00	28.28	5.57	35.94	12.16	308.86	4.01	101.73	0.35	8.89	0.24	5.97	0.30	7.62
	22.00	33.00	6.48	41.81	12.31	312.67	4.03	102.36	0.43	10.80	0.26	6.60	0.30	7.62
W12 12 x 5 (305 x 127)	25.00	37.00	7.36	47.50	11.96	303.78	4.86	123.55	0.42	10.69	0.28	7.21	0.30	8.90
	28.00	42.00	8.25	53.20	12.07	306.58	4.89	124.28	0.48	12.09	0.31	7.95	0.30	8.90
	32.00	48.00	9.42	60.80	12.22	310.39	4.93	125.22	0.55	14.00	0.35	8.89	0.30	8.90
W12 12 x 6 ^{1/2} (305 x 165)	21.00	31.00	6.11	39.40	12.05	306.00	6.46	164.00	0.29	7.40	0.20	5.00	0.30	7.62
	26.00	38.70	7.65	49.35	12.22	310.39	6.49	164.85	0.38	9.65	0.23	5.84	0.30	7.62
	27.00	40.00	7.98	51.50	11.96	303.78	6.50	165.10	0.40	10.16	0.24	6.10	0.30	8.90
	30.00	44.64	8.79	56.71	12.34	313.44	6.52	165.61	0.44	11.18	0.26	6.60	0.30	7.62
	31.00	46.00	9.13	58.90	12.09	307.09	6.53	165.74	0.47	11.81	0.27	6.73	0.30	8.90
	35.00	52.09	10.30	66.45	12.50	317.50	6.56	166.62	0.52	13.21	0.30	7.62	0.30	7.62
W12 12 x 8 (305 x 203)	40.00	59.53	11.80	76.13	11.94	303.28	8.01	203.33	0.52	13.08	0.30	7.49	0.60	15.24
	45.00	66.97	13.20	85.16	12.06	306.32	8.05	204.34	0.58	14.61	0.34	8.51	0.60	15.24
W12 12 x 10 (305 x 254)	53.00	78.87	15.60	100.60	12.06	306.32	10.00	253.87	0.58	14.61	0.35	8.76	0.60	15.24
	58.00	86.31	17.00	109.70	12.19	309.63	10.01	254.25	0.64	16.26	0.36	9.14	0.60	15.24
W12 12 x 12 (305 x 305)	65.00	97.00	19.10	123.20	12.12	307.85	12.00	304.80	0.61	15.37	0.39	9.91	0.60	15.24
	72.00	107.10	21.10	136.10	12.25	311.15	12.04	305.82	0.67	17.02	0.43	10.92	0.60	15.24
	79.00	118.00	23.20	149.70	12.38	314.45	12.08	306.83	0.74	18.67	0.47	11.94	0.60	15.24
	87.00	129.50	25.60	165.20	12.53	318.26	12.13	307.98	0.81	20.57	0.52	13.08	0.60	15.24
	92.00	137.00	27.10	174.60	12.62	320.55	12.16	308.74	0.86	21.74	0.55	13.84	0.60	15.24
	96.00	143.00	28.20	182.00	12.71	322.83	12.16	308.86	0.90	22.86	0.55	13.97	0.60	15.24
	106.00	158.00	31.20	201.30	12.89	327.41	12.22	310.39	0.99	25.15	0.61	15.49	0.60	15.24
	120.00	179.00	35.30	227.70	13.12	333.25	12.32	312.93	1.10	27.94	0.71	18.03	0.60	15.24
	133.00	198.00	39.10	252.30	13.38	339.85	12.37	314.07	1.24	31.39	0.76	19.18	0.60	15.24
	136.00	202.40	39.90	257.40	13.41	340.61	12.40	314.96	1.25	31.75	0.79	20.07	0.60	15.24
	152.00	226.20	44.70	288.40	13.71	348.23	12.48	316.99	1.40	35.56	0.87	22.10	0.60	15.24
	161.00	240.00	47.40	305.60	13.88	352.55	12.52	317.88	1.49	37.74	0.91	22.99	0.60	15.24
	170.00	253.00	50.00	322.60	14.03	356.36	12.57	319.28	1.56	39.62	0.96	24.38	0.60	15.24
	190.00	283.00	55.80	360.00	14.38	365.25	12.67	321.82	1.74	44.07	1.06	26.92	0.60	15.24
	210.00	312.50	61.80	398.70	14.71	373.63	12.79	324.87	1.90	48.26	1.18	29.97	0.60	15.24
	230.00	342.30	67.70	436.80	15.05	382.27	12.90	327.53	2.07	52.58	1.29	32.64	0.60	15.24
	252.00	375.00	74.00	477.40	15.41	391.41	13.01	330.33	2.25	57.15	1.40	35.43	0.60	15.24
	278.00	413.70	81.90	528.40	15.85	402.59	13.14	333.76	2.47	62.74	1.53	38.86	0.60	15.24
	279.00	415.00	81.84	528.00	15.85	402.60	13.14	333.76	2.47	62.74	1.53	38.86	0.60	15.24
	305.00	453.90	89.60	578.10	16.32	414.53	13.24	336.17	2.71	68.71	1.63	41.28	0.60	15.24
336.00	500.00	98.80	637.40	16.82	427.23	13.39	339.98	2.96	75.06	1.78	45.09	0.60	15.24	



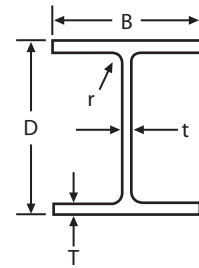
Universal Beams

(Imperial units)

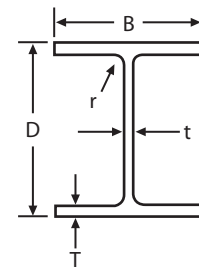
Section Size	Unit Weight		Section Area		Section Depth		Flange Width		Flange Thickness		Web Thickness		Corner Radius	
	M		A		D		B		T		t		r	
in (mm)	lb/ft	kg/m	in ²	cm ²	in	mm	in	mm	in	mm	in	mm	in	mm
W14 14 x 5 (356 x 127)	22.00	33.00	6.49	41.87	13.74	349.00	5.00	127.00	0.34	8.51	0.23	5.84	0.40	10.16
	26.00	39.00	7.69	49.61	13.91	353.31	5.03	127.64	0.42	10.67	0.26	6.48	0.40	10.16
W14 14 x 6 ³ / ₄ (356 x 171)	30.00	45.00	8.85	57.10	13.84	351.54	6.73	170.94	0.39	9.78	0.27	6.86	0.40	10.16
	34.00	51.00	10.00	64.52	13.98	355.09	6.75	171.32	0.46	11.56	0.29	7.24	0.40	10.16
	38.00	57.00	11.20	72.26	14.10	358.14	6.77	171.96	0.52	13.08	0.31	7.87	0.40	10.16
	45.00	67.00	13.20	85.40	14.33	363.98	6.82	173.23	0.62	15.70	0.36	9.07	0.40	10.16
W14 14 x 8 (356 x 203)	43.00	63.99	12.60	81.29	13.66	346.96	8.00	203.07	0.53	13.46	0.31	7.75	0.60	15.24
	48.00	71.43	14.10	90.97	13.79	350.27	8.03	203.96	0.60	15.11	0.34	8.64	0.60	15.24
	53.00	78.87	15.60	100.60	13.92	353.57	8.06	204.72	0.66	16.76	0.37	9.40	0.60	15.24
W14 14 x 10 (356 x 254)	61.00	90.78	17.90	115.50	13.89	352.81	10.00	253.87	0.65	16.38	0.38	9.53	0.60	15.24
	68.00	101.20	20.00	129.00	14.04	356.62	10.04	254.89	0.72	18.36	0.42	10.54	0.60	15.24
	74.00	110.10	21.80	140.60	14.17	359.92	10.07	255.78	0.79	19.94	0.45	11.43	0.60	15.24
	82.00	122.00	24.10	155.50	14.31	363.47	10.13	257.30	0.86	21.72	0.51	12.95	0.60	15.24
W14 14 x 14 ¹ / ₂ (356 x 368)	87.00	129.00	25.60	164.90	14.00	355.60	14.50	368.30	0.69	17.48	0.42	10.67	0.60	15.24
	90.00	134.00	26.50	171.00	14.02	356.11	14.52	368.81	0.71	18.03	0.44	11.18	0.60	15.24
	99.00	147.30	29.10	187.70	14.16	359.66	14.57	369.95	0.78	19.81	0.49	12.32	0.60	15.24
	103.00	153.00	30.30	195.20	14.25	361.95	14.58	370.21	0.81	20.65	0.50	12.57	0.60	15.24
	109.00	162.20	32.00	206.50	14.32	363.73	14.61	370.97	0.86	21.84	0.53	13.34	0.60	15.24
	119.00	177.00	35.00	225.70	14.50	368.30	14.65	372.11	0.94	23.83	0.57	14.48	0.60	15.24
	120.00	179.00	35.30	227.70	14.48	367.79	14.67	372.62	0.94	23.88	0.59	14.99	0.60	15.24
	132.00	196.40	38.80	250.30	14.66	372.36	14.73	374.02	1.03	26.16	0.65	16.38	0.60	15.24
	136.00	202.00	40.00	257.90	14.75	374.65	14.74	374.40	1.06	27.00	0.66	16.76	0.60	15.24
W14 14 x 16 (356 x 406)	118.00	175.60	44.95	224.00	14.17	360.00	15.59	396.00	0.79	20.00	0.79	20.00	0.59	15.00
	145.00	216.00	42.70	275.50	14.78	375.41	15.50	393.70	1.09	27.69	0.68	17.27	0.60	15.24
	158.00	235.00	46.50	299.80	15.00	381.00	15.55	394.97	1.19	30.18	0.73	18.54	0.60	15.24
	159.00	237.00	46.70	301.30	14.98	380.49	15.57	395.35	1.19	30.23	0.75	18.92	0.60	15.24
	176.00	262.00	51.80	334.20	15.22	386.59	15.65	397.51	1.31	33.27	0.83	21.08	0.60	15.24
	193.00	287.20	56.80	366.40	15.48	393.19	15.71	399.03	1.44	36.58	0.89	22.61	0.60	15.24
	211.00	314.00	62.00	400.00	15.72	399.29	15.80	401.32	1.56	39.62	0.98	24.89	0.60	15.24
	219.00	326.00	64.33	415.00	15.87	403.10	15.83	402.00	1.62	41.20	1.00	25.50	0.60	15.24
	228.00	340.00	67.10	432.70	16.00	406.40	15.87	402.97	1.69	42.88	1.05	26.54	0.60	15.24
	233.00	347.00	68.50	441.90	16.04	407.42	15.89	403.61	1.72	43.69	1.07	27.18	0.60	15.24
	257.00	382.50	75.60	487.70	16.38	416.05	16.00	406.27	1.89	48.01	1.18	29.85	0.60	15.24
	264.00	393.00	77.60	500.90	16.50	419.10	16.03	407.04	1.94	49.23	1.21	30.61	0.60	15.24
	283.00	421.10	83.30	537.40	16.74	425.20	16.11	409.19	2.07	52.58	1.29	32.77	0.60	15.24
	311.00	463.00	91.40	598.70	17.12	434.85	16.23	412.24	2.26	57.40	1.41	35.81	0.60	15.24
	314.00	467.00	92.30	595.50	17.19	436.63	16.24	412.37	2.28	57.99	1.42	35.94	0.60	15.24
	342.00	509.00	101.00	651.60	17.54	445.52	16.36	415.54	2.47	62.74	1.54	39.12	0.60	15.24
	370.00	551.00	109.00	703.20	17.92	455.17	16.48	418.47	2.66	67.56	1.66	42.04	0.60	15.24
	398.00	592.30	117.00	754.80	18.29	464.57	16.59	421.39	2.85	72.26	1.77	44.96	0.60	15.24
	426.00	634.00	125.00	806.40	18.67	474.22	16.70	424.05	3.04	77.09	1.88	47.63	0.60	15.24
	455.00	677.10	134.00	864.50	19.02	483.11	16.84	427.61	3.21	81.53	2.02	51.18	0.60	15.24
500.00	744.10	147.00	948.40	19.60	497.84	17.01	432.05	3.50	88.90	2.19	55.63	0.60	15.24	
550.00	818.50	162.00	1,045.00	20.24	514.10	17.20	436.88	3.82	97.03	2.38	60.45	0.60	15.24	
605.00	900.30	178.00	1,148.00	20.92	531.37	17.42	442.34	4.16	105.66	2.60	65.91	0.60	15.24	
665.00	989.60	196.00	1,265.00	21.64	549.66	17.65	448.31	4.52	114.81	2.83	71.88	0.60	15.24	
730.00	1,086.00	215.00	1,387.00	22.42	569.47	17.89	454.41	4.91	124.71	3.07	77.98	0.60	15.24	
W16 16 x 5 ¹ / ₂ (406 x 140)	26.00	39.00	7.68	49.55	15.69	398.53	5.50	139.70	0.35	8.76	0.25	6.35	0.40	10.16
	31.00	46.13	9.12	58.84	15.88	403.35	5.53	140.34	0.44	11.18	0.28	6.99	0.40	10.16
W16 16 x 7 (406 x 178)	36.00	54.00	10.60	68.39	15.86	402.84	6.99	177.42	0.43	10.92	0.30	7.49	0.40	10.16
	40.00	60.00	11.80	76.13	16.01	406.65	7.00	177.67	0.51	12.83	0.31	7.75	0.40	10.16
	45.00	67.00	13.30	85.81	16.13	409.70	7.04	178.69	0.57	14.35	0.35	8.76	0.40	10.16
	50.00	74.41	14.70	94.84	16.26	413.00	7.07	179.58	0.63	16.00	0.38	9.65	0.40	10.16
	57.00	85.00	16.80	108.40	16.43	417.32	7.12	180.85	0.72	18.16	0.43	10.92	0.40	10.16

Universal Beams

(Imperial units)



Section Size	Unit Weight		Section Area		Section Depth		Flange Width		Flange Thickness		Web Thickness		Corner Radius	
	M		A		D		B		T		t		r	
in (mm)	lb/ft	kg/m	in ²	cm ²	in	mm	in	mm	in	mm	in	mm	in	mm
W16 16 x 10 ^{1/4} (406 x 260)	67.00	99.71	19.70	127.10	16.33	414.78	10.24	259.97	0.67	16.89	0.40	10.03	0.40	10.16
	77.00	114.60	22.60	145.80	16.52	419.61	10.30	261.49	0.76	19.30	0.46	11.56	0.40	10.16
	89.00	132.40	26.20	169.00	16.75	425.45	10.37	263.27	0.88	22.23	0.53	13.34	0.40	10.16
	100.00	148.80	29.40	189.70	16.97	431.04	10.43	264.80	0.99	25.02	0.59	14.86	0.40	10.16
W18 18 x 6 (457 x 152)	35.00	52.09	10.30	66.45	17.70	449.58	6.00	152.40	0.43	10.80	0.30	7.62	0.40	10.16
	40.00	60.00	11.80	76.13	17.90	454.66	6.02	152.78	0.53	13.34	0.32	8.00	0.40	10.16
	45.00	67.00	13.20	85.40	18.00	457.20	5.98	151.94	0.59	14.96	0.36	9.14	0.40	10.16
	46.00	68.46	13.50	87.10	18.06	458.72	6.06	153.92	0.61	15.37	0.36	9.14	0.40	10.16
	50.00	74.00	14.70	95.00	18.16	461.26	6.01	152.68	0.67	16.99	0.39	9.88	0.40	10.16
	55.00	82.00	16.20	104.50	18.31	465.07	6.04	153.47	0.74	18.90	0.42	10.67	0.40	10.16
W18 18 x 7 ^{1/2} (457 x 191)	41.00	61.00	11.78	76.00	17.72	450.00	7.44	189.00	0.43	10.80	0.32	8.10	0.40	10.16
	45.00	67.00	13.20	85.40	17.86	453.64	7.48	189.89	0.50	12.70	0.33	8.48	0.40	10.16
	50.00	74.41	14.70	94.84	17.99	456.95	7.50	190.37	0.57	14.48	0.36	9.02	0.40	10.16
	55.00	82.00	16.20	104.50	18.11	459.99	7.53	191.26	0.63	16.00	0.39	9.91	0.40	10.16
	60.00	89.29	17.60	113.50	18.24	463.30	7.56	191.90	0.70	17.65	0.42	10.54	0.40	10.16
	65.00	97.00	19.10	123.20	18.35	466.09	7.59	192.79	0.75	19.05	0.45	11.43	0.40	10.16
	66.00	98.00	19.40	125.30	18.40	467.36	7.59	192.84	0.77	19.56	0.45	11.43	0.40	10.16
	71.00	106.00	20.80	134.20	18.47	469.14	7.64	193.93	0.81	20.57	0.50	12.57	0.40	10.16
W18 18 x 11 (457 x 279)	76.00	113.10	22.30	143.90	18.21	462.53	11.04	280.29	0.68	17.27	0.43	10.80	0.40	10.16
	86.00	128.00	25.30	163.20	18.39	467.11	11.09	281.69	0.77	19.56	0.48	12.19	0.40	10.16
	97.00	144.40	28.50	183.90	18.59	472.19	11.15	283.08	0.87	22.10	0.54	13.59	0.40	10.16
	106.00	157.70	31.10	200.60	18.73	475.74	11.20	284.48	0.94	23.88	0.59	14.99	0.40	10.16
	119.00	177.10	35.10	226.50	18.97	481.84	11.27	286.13	1.06	26.92	0.66	16.64	0.40	10.16
	130.00	193.50	38.29	247.00	19.25	489.00	11.16	283.50	1.20	30.50	0.67	17.00	0.40	10.16
	143.00	212.80	42.00	271.00	19.49	495.00	11.22	285.00	1.32	33.50	0.73	18.50	0.40	10.16
	158.00	235.00	46.35	299.00	19.72	501.00	11.30	287.00	1.44	36.60	0.81	20.60	0.40	10.16
	175.00	260.00	51.30	331.00	20.04	509.00	11.38	289.00	1.59	40.40	0.89	22.60	0.40	10.16
	W21 21 x 6 ^{1/2} (533 x 165)	44.00	66.00	13.00	83.87	20.66	524.76	6.50	165.10	0.45	11.43	0.35	8.89	0.50
50.00		74.41	14.70	94.84	20.83	529.08	6.53	165.86	0.54	13.59	0.38	9.65	0.50	12.70
57.00		85.00	16.70	107.70	21.06	534.92	6.56	166.50	0.65	16.51	0.41	10.29	0.50	12.70
W21 21 x 8 ^{3/4} (533 x 210)	48.00	71.40	14.11	91.00	20.60	523.20	8.14	206.80	0.43	10.90	0.35	8.90	0.50	12.70
	55.00	82.00	16.20	104.40	20.80	528.32	8.22	208.69	0.52	13.21	0.38	9.55	0.50	12.70
	62.00	92.27	18.30	118.10	20.99	533.15	8.24	209.30	0.62	15.62	0.40	10.16	0.50	12.70
	68.00	101.20	20.00	129.00	21.13	536.70	8.27	210.06	0.69	17.40	0.43	10.92	0.50	12.70
	73.00	109.00	21.50	138.70	21.24	539.50	8.30	210.69	0.74	18.80	0.46	11.56	0.50	12.70
	82.00	122.00	24.10	155.80	21.44	544.58	8.34	211.89	0.84	21.34	0.50	12.75	0.50	12.70
	83.00	123.50	24.30	156.80	21.43	544.32	8.36	212.22	0.84	21.21	0.52	13.08	0.50	12.70
	93.00	138.40	27.30	176.10	21.62	549.15	8.42	213.87	0.93	23.62	0.58	14.73	0.50	12.70
	W21 21 x 12 ^{3/4} (533 x 311)	101.00	150.30	29.80	192.30	21.36	542.54	12.29	312.17	0.80	20.32	0.50	12.70	0.50
111.00		165.20	32.70	211.00	21.51	546.35	12.34	313.44	0.88	22.23	0.55	13.97	0.50	12.70
122.00		181.60	35.90	231.60	21.68	550.67	12.39	314.71	0.96	24.38	0.60	15.24	0.50	12.70
132.00		196.40	38.80	250.30	21.83	554.48	12.44	315.98	1.03	26.16	0.65	16.51	0.50	12.70
147.00		218.80	43.20	278.70	22.06	560.32	12.51	317.75	1.15	29.21	0.72	18.29	0.50	12.70
166.00		247.00	48.83	315.00	22.48	571.00	12.42	315.50	1.36	34.50	0.75	19.10	0.50	12.70
182.00		270.80	53.63	346.00	22.72	577.10	12.51	317.80	1.48	37.60	0.83	21.10	0.50	12.70
201.00		300.00	59.21	382.00	23.03	585.00	12.56	319.00	1.63	41.40	0.91	23.10	0.50	12.70
223.00		331.00	65.41	422.00	23.35	593.00	12.68	322.00	1.79	45.50	1.00	25.40	0.50	12.70
248.00		370.00	71.30	460.00	23.74	603.00	12.76	324.00	1.99	50.50	1.03	26.20	0.50	12.70
275.00		409.00	80.76	521.00	24.13	613.00	12.87	327.00	2.19	55.60	1.22	31.00	0.50	12.70
W24 24 x 7 (610 x 178)		55.00	82.00	16.20	104.50	23.57	598.68	7.01	177.93	0.51	12.83	0.40	10.03	0.50
	61.00	91.00	17.90	116.50	23.72	602.49	7.02	178.38	0.59	15.01	0.42	10.64	0.50	12.70
	62.00	92.27	18.20	117.40	23.74	603.00	7.04	178.82	0.59	14.99	0.43	10.92	0.50	12.70



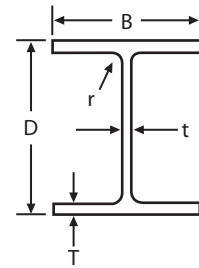
Universal Beams

(Imperial units)

Section Size	Unit Weight		Section Area		Section Depth		Flange Width		Flange Thickness		Web Thickness		Corner Radius	
	M		A		D		B		T		t		r	
in (mm)	lb/ft	kg/m	in ²	cm ²	in	mm	in	mm	in	mm	in	mm	in	mm
W24 24 x 9 (610 x 229)	68.00	101.20	20.10	129.70	23.73	602.74	8.97	227.71	0.59	14.86	0.42	10.54	0.50	12.70
	76.00	113.10	22.40	144.50	23.92	607.57	8.99	228.35	0.68	17.27	0.44	11.18	0.50	12.70
	84.00	125.00	24.70	159.40	24.10	612.14	9.02	229.11	0.77	19.56	0.47	11.94	0.50	12.70
	94.00	140.00	27.70	178.70	24.31	617.47	9.07	230.25	0.88	22.23	0.52	13.08	0.50	12.70
	103.00	153.00	30.23	195.00	24.53	623.10	9.00	228.60	0.98	24.90	0.55	14.00	0.50	12.70
	114.00	171.00	33.79	218.00	24.76	628.90	9.05	229.90	1.10	27.90	0.61	15.50	0.50	12.70
	128.00	191.00	37.51	242.00	25.00	635.00	9.11	231.50	1.22	30.90	0.67	17.00	0.50	12.70
	146.00	217.00	43.09	278.00	25.32	643.10	9.22	234.10	1.38	35.10	0.77	19.60	0.50	12.70
	163.00	243.00	48.05	310.00	25.63	651.00	9.29	235.90	1.54	39.10	0.85	21.60	0.50	12.70
	181.00	270.00	53.17	343.00	25.94	658.86	9.39	238.50	1.69	42.90	0.94	23.90	0.50	12.70
	198.00	295.00	58.28	376.00	26.26	667.00	9.47	240.50	1.85	47.00	1.02	25.90	0.50	12.70
	218.00	325.00	63.86	412.00	26.58	675.10	9.57	243.10	2.01	51.00	1.12	28.40	0.50	12.70
	239.00	356.00	70.37	454.00	26.97	685.00	9.67	245.60	2.20	55.90	1.22	31.00	0.50	12.70
	W24 24 x 12 (610 x 305)	100.00	149.00	29.40	190.10	24.00	609.60	12.00	304.80	0.78	19.69	0.47	11.89	0.70
120.00		179.00	35.30	227.90	24.31	617.47	12.09	307.04	0.93	23.62	0.56	14.12	0.70	16.50
160.00		238.00	47.00	303.80	24.92	632.97	12.26	311.51	1.24	31.37	0.73	18.59	0.70	16.50
W24 24 x 12 ^{3/4} (610 x 324)	104.00	154.80	30.60	197.40	24.06	611.12	12.75	323.85	0.75	19.05	0.50	12.70	0.50	12.70
	117.00	174.10	34.40	221.90	24.26	616.20	12.80	325.12	0.85	21.59	0.55	13.97	0.50	12.70
	131.00	194.90	38.50	248.40	24.48	621.79	12.86	326.52	0.96	24.38	0.61	15.37	0.50	12.70
	146.00	217.30	43.00	277.40	24.74	628.40	12.90	327.66	1.09	27.69	0.65	16.51	0.50	12.70
	162.00	241.10	47.70	307.70	25.00	635.00	12.96	329.06	1.22	30.99	0.71	17.91	0.50	12.70
	176.00	261.90	51.62	333.00	25.24	641.10	12.89	327.40	1.34	34.00	0.75	19.10	0.50	12.70
	192.00	285.70	56.27	363.00	25.47	646.90	12.95	328.90	1.46	37.10	0.81	20.60	0.50	12.70
	207.00	308.00	60.76	392.00	25.71	653.00	13.01	330.50	1.57	39.90	0.87	22.10	0.50	12.70
	229.00	341.00	67.43	435.00	26.02	661.00	13.11	333.00	1.73	43.90	0.96	24.40	0.65	16.50
	250.00	372.00	73.63	475.00	26.34	669.00	13.19	335.00	1.89	48.00	1.04	26.40	0.65	16.50
	279.00	415.00	82.15	530.00	26.73	679.00	13.31	338.00	2.09	53.10	1.16	29.50	0.65	16.50
	306.00	455.00	89.75	579.00	27.13	689.00	13.39	340.00	2.28	57.90	1.26	32.00	0.65	16.50
	335.00	498.00	98.43	635.00	27.52	699.00	13.50	343.00	2.48	63.00	1.38	35.10	0.51	13.00
	370.00	551.00	108.81	702.00	27.99	711.00	13.66	347.00	2.72	69.10	1.52	38.60	0.51	13.00
W27 27 x 10 (686 x 254)	84.00	125.00	24.80	160.00	26.71	678.43	9.96	252.98	0.64	16.26	0.46	11.68	0.60	15.24
	94.00	140.00	27.70	178.70	26.92	683.77	9.99	253.75	0.75	18.92	0.49	12.45	0.60	15.24
	102.00	152.00	30.00	193.50	27.07	687.55	10.02	254.38	0.83	21.08	0.52	13.08	0.60	15.24
	114.00	170.00	33.50	216.10	27.29	693.17	10.07	255.78	0.93	23.62	0.57	14.48	0.60	15.24
	129.00	192.00	37.82	244.00	27.63	701.80	10.01	254.30	1.10	27.90	0.61	15.50	0.60	15.24
	143.00	213.00	41.85	270.00	27.87	707.90	10.07	255.80	1.22	31.00	0.67	17.00	0.60	15.24
	159.00	237.00	46.66	301.00	28.11	714.00	10.15	257.80	1.34	34.00	0.75	19.10	0.60	15.24
	182.00	271.00	53.48	345.00	28.50	723.90	10.24	260.20	1.54	39.10	0.85	21.60	0.60	15.24
	201.00	299.00	59.21	382.00	28.82	732.00	10.35	262.80	1.69	42.90	0.94	23.90	0.60	15.24
	221.00	329.00	64.79	418.00	29.13	739.90	10.43	264.80	1.85	47.00	1.02	25.90	0.60	15.24
	247.00	368.00	72.54	468.00	29.52	749.80	10.54	267.70	2.05	52.10	1.14	28.90	0.60	15.24
	271.00	404.00	79.52	513.00	29.92	760.00	10.64	270.30	2.24	56.90	1.24	31.50	0.60	15.24
	302.00	449.00	88.97	574.00	30.39	771.90	10.78	273.80	2.48	63.00	1.38	35.10	0.60	15.24
	W27 27 x 14 (686 x 356)	146.00	217.30	42.90	276.80	27.38	695.45	13.97	354.71	0.98	24.77	0.61	15.37	0.60
161.00		239.60	47.40	305.80	27.59	700.79	14.02	356.11	1.08	27.43	0.66	16.76	0.60	15.24
178.00		264.90	52.30	337.40	27.81	706.37	14.09	357.76	1.19	30.23	0.73	18.42	0.60	15.24
194.00		288.70	57.04	368.00	28.11	714.00	14.03	356.40	1.34	34.00	0.75	19.10	0.60	15.24
217.00		322.90	63.71	411.00	28.43	722.10	14.11	358.50	1.50	38.10	0.83	21.10	0.60	15.24
235.00		349.70	69.13	446.00	28.66	728.00	14.19	360.40	1.61	40.90	0.91	23.10	0.60	15.24
258.00		383.90	75.80	489.00	28.98	736.10	14.27	362.50	1.77	45.00	0.98	24.90	0.60	15.24
281.00		418.20	82.62	533.00	29.29	744.00	14.35	364.50	1.93	49.00	1.06	26.90	0.60	15.24
307.00		456.90	90.21	582.00	29.61	752.10	14.44	366.90	2.09	53.10	1.16	29.50	0.60	15.24
336.00		500.00	98.58	636.00	30.00	762.00	14.53	369.00	2.28	57.90	1.26	32.00	0.60	15.24

Universal Beams

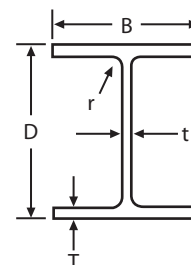
(Imperial units)



Section Size	Unit Weight		Section Area		Section Depth		Flange Width		Flange Thickness		Web Thickness		Corner Radius		
	M		A		D		B		T		t		r		
in (mm)	lb/ft	kg/m	in ²	cm ²	in	mm	in	mm	in	mm	in	mm	in	mm	
W30 30 x 10 ^{1/2} (762 x 267)	90.00	133.90	26.51	171.00	29.53	750.00	10.41	264.40	0.61	15.50	0.47	12.00	0.65	16.51	
	99.00	147.30	29.10	187.70	29.65	753.11	10.45	265.43	0.67	17.02	0.52	13.21	0.65	16.51	
	108.00	161.00	31.70	204.50	29.83	757.68	10.48	266.07	0.76	19.30	0.55	13.84	0.65	16.51	
	116.00	173.00	34.20	220.60	30.01	762.25	10.50	266.57	0.85	21.59	0.57	14.35	0.65	16.51	
	124.00	185.00	36.50	235.50	30.17	766.32	10.52	267.08	0.93	23.62	0.59	14.86	0.65	16.51	
	132.00	197.00	38.90	251.00	30.31	769.87	10.55	267.84	1.00	25.40	0.62	15.62	0.65	16.51	
	148.00	220.00	43.56	281.00	30.67	779.00	10.48	266.20	1.18	30.00	0.65	16.50	0.65	16.51	
	165.00	246.00	48.36	312.00	30.91	785.10	10.56	268.10	1.30	33.00	0.73	18.50	0.65	16.51	
	185.00	275.00	54.41	351.00	31.22	793.00	10.63	270.10	1.46	37.10	0.81	20.60	0.65	16.51	
	207.00	308.00	60.76	392.00	31.54	801.10	10.74	272.70	1.61	40.90	0.91	23.10	0.65	16.51	
	226.00	337.00	66.34	428.00	31.85	809.00	10.81	274.60	1.77	44.90	0.98	24.90	0.65	16.51	
	246.00	366.00	71.61	462.00	32.17	817.10	10.89	276.60	1.89	48.00	1.06	26.90	0.65	16.51	
	269.00	401.00	79.21	511.00	32.48	825.00	10.99	279.10	2.09	53.10	1.16	29.50	0.65	16.51	
	295.00	439.00	86.65	559.00	32.88	835.20	11.09	281.70	2.28	57.90	1.26	32.00	0.65	16.51	
W30 30 x 15 (762 x 381)	173.00	257.50	50.80	327.70	30.44	773.18	14.99	380.62	1.06	26.92	0.66	16.64	0.65	16.51	
	191.00	284.20	56.10	361.90	30.68	779.27	15.04	382.02	1.18	29.97	0.71	18.03	0.65	16.51	
	211.00	314.00	62.00	400.00	30.94	785.88	15.11	383.67	1.31	33.27	0.78	19.69	0.65	16.51	
	235.00	349.70	68.98	445.00	31.30	795.00	15.06	382.40	1.50	38.10	0.83	21.10	0.65	16.51	
	261.00	388.40	76.73	495.00	31.61	802.90	15.15	384.90	1.65	41.90	0.93	23.60	0.65	16.51	
	292.00	434.50	85.72	553.00	32.01	813.10	15.26	387.50	1.85	47.00	1.02	25.90	0.65	16.51	
	326.00	485.10	95.64	617.00	32.40	823.00	15.37	390.40	2.05	52.10	1.14	29.00	0.65	16.51	
	357.00	531.00	104.94	677.00	32.80	833.00	15.47	393.00	2.24	56.90	1.24	31.50	0.79	20.00	
	W33 33 x 11 ^{1/2} (838 x 292)	118.00	176.00	34.70	223.90	32.86	834.64	11.48	291.59	0.74	18.80	0.55	13.97	0.70	17.78
		130.00	194.00	38.30	247.10	33.09	840.49	11.51	292.35	0.86	21.72	0.58	14.73	0.70	17.78
141.00		210.00	41.60	268.40	33.30	845.82	11.54	292.99	0.96	24.38	0.61	15.37	0.70	17.78	
152.00		226.20	44.70	288.40	33.49	850.65	11.57	293.75	1.05	26.67	0.64	16.13	0.70	17.78	
169.00		252.00	49.45	319.00	33.82	859.00	11.50	292.10	1.22	31.00	0.67	17.00	0.70	17.78	
187.00		278.00	55.03	355.00	34.06	865.10	11.58	294.10	1.34	34.00	0.75	19.10	0.70	17.78	
204.00		304.00	59.83	386.00	34.30	871.20	11.64	295.70	1.46	37.10	0.81	20.60	0.70	17.78	
219.00		326.00	64.48	416.00	34.53	877.10	11.70	297.20	1.57	39.90	0.87	22.10	0.70	17.78	
243.00		362.00	71.30	460.00	34.85	885.20	11.80	299.70	1.73	43.90	0.96	24.40	0.70	17.78	
271.00		404.00	79.52	513.00	35.24	895.10	11.89	302.10	1.93	49.00	1.06	26.90	0.70	17.78	
301.00		449.00	88.66	572.00	35.63	905.00	12.02	305.20	2.13	54.10	1.18	30.00	0.70	17.78	
332.00		494.00	97.50	629.00	36.03	915.20	12.13	308.10	2.32	58.90	1.30	33.00	0.70	17.78	
361.00		537.00	106.02	684.00	36.42	925.10	12.23	310.60	2.52	64.00	1.40	35.60	0.70	17.78	
W33 33 x 15 ^{3/4} (838 x 400)	201.00	299.10	59.10	381.30	33.68	855.47	15.75	399.92	1.15	29.21	0.72	18.16	0.70	17.78	
	221.00	328.90	65.00	419.40	33.93	861.82	15.81	401.45	1.27	32.26	0.78	19.69	0.70	17.78	
	241.00	358.60	70.90	457.40	34.18	868.17	15.86	402.84	1.40	35.56	0.83	21.08	0.70	17.78	
	263.00	391.40	77.35	499.00	34.53	877.10	15.80	401.40	1.57	39.90	0.87	22.10	0.70	17.78	
	291.00	433.10	85.56	552.00	34.84	884.90	15.91	404.00	1.73	43.90	0.96	24.40	0.70	17.78	
	318.00	473.20	93.47	603.00	35.16	893.10	15.98	406.00	1.89	48.00	1.04	26.40	0.70	17.78	
	354.00	526.80	104.16	672.00	35.55	903.00	16.10	408.90	2.09	53.10	1.16	29.50	0.70	17.78	
	387.00	575.90	113.77	734.00	35.95	913.10	16.20	411.50	2.28	57.90	1.26	32.00	0.70	17.78	
	424.00	631.00	124.78	805.00	36.34	923.00	16.30	414.00	2.48	63.00	1.38	35.10	0.79	20.00	
	468.00	697.00	137.80	889.00	36.81	935.00	16.46	418.00	2.72	69.10	1.52	38.60	0.79	20.00	

Universal Beams

(Imperial units)



Section Size	Unit Weight		Section Area		Section Depth		Flange Width		Flange Thickness		Web Thickness		Corner Radius	
	M		A		D		B		T		t		r	
in (mm)	lb/ft	kg/m	in ²	cm ²	in	mm	in	mm	in	mm	in	mm	in	mm
W36 36 x 12 (914 x 305)	135.00	201.00	39.70	256.10	35.55	902.97	11.95	303.53	0.79	20.07	0.60	15.24	0.75	19.05
	150.00	224.00	44.20	285.20	35.85	910.59	11.98	304.17	0.94	23.88	0.63	15.88	0.75	19.05
	160.00	238.10	47.00	303.20	36.01	914.65	12.00	304.80	1.02	25.91	0.65	16.51	0.75	19.05
	170.00	253.00	50.00	322.60	36.17	918.72	12.03	305.56	1.10	27.94	0.68	17.27	0.75	19.05
	182.00	271.00	53.60	345.80	36.33	922.78	12.08	306.71	1.18	29.97	0.73	18.42	0.75	19.05
	194.00	289.00	57.00	367.70	36.49	926.85	12.12	307.72	1.26	32.00	0.77	19.43	0.75	19.05
	210.00	313.00	61.80	398.70	36.69	931.93	12.18	309.37	1.36	34.54	0.83	21.08	0.75	19.05
	232.00	345.00	68.20	440.00	37.12	942.90	12.12	307.80	1.57	39.90	0.87	22.10	0.75	19.05
	256.00	381.00	75.33	486.00	37.43	950.70	12.22	310.30	1.73	43.90	0.96	24.40	0.75	19.05
	286.00	426.00	83.08	536.00	37.83	960.90	12.32	312.80	1.89	48.00	1.06	26.90	0.75	19.05
	318.00	474.00	93.47	603.00	38.22	970.80	12.43	315.70	2.13	54.10	1.18	29.90	0.75	19.05
	350.00	521.00	102.77	663.00	38.61	980.70	12.55	318.80	2.32	58.90	1.30	33.00	0.75	19.05
	387.00	576.00	113.62	733.00	39.09	992.90	12.67	321.80	2.56	65.00	1.42	36.10	0.75	19.05
	W36 36 x 16½ (914 x 419)	230.00	343.00	67.60	436.10	35.90	911.86	16.47	418.34	1.26	32.00	0.76	19.30	0.95
245.00		365.00	72.10	465.20	36.08	916.43	16.51	419.35	1.35	34.29	0.80	20.32	0.95	24.13
260.00		388.00	76.50	493.50	36.26	921.00	16.55	420.37	1.44	36.58	0.84	21.34	0.95	24.13
280.00		417.00	82.40	531.60	36.52	927.61	16.60	421.51	1.57	39.88	0.89	22.48	0.95	24.13
300.00		447.00	88.30	569.70	36.74	933.20	16.66	423.04	1.68	42.67	0.95	24.00	0.95	24.13
328.00		488.10	96.41	622.00	37.09	942.10	16.63	422.40	1.85	47.00	1.02	25.90	0.95	24.13
359.00		534.20	105.40	680.00	37.40	950.00	16.73	424.90	2.01	51.10	1.12	28.50	0.95	24.13
393.00		584.80	115.63	746.00	37.80	960.10	16.83	427.50	2.20	55.90	1.22	31.00	0.95	24.13
439.00		653.00	128.96	832.00	38.27	972.00	16.97	431.00	2.44	62.00	1.36	34.50	0.94	24.00
527.00		784.00	154.69	998.00	39.21	996.00	17.20	437.00	2.91	73.90	1.61	40.90	0.94	24.00
650.00		967.00	190.96	1,232.00	40.47	1,028.00	17.56	446.00	3.54	89.90	1.97	50.00	0.94	24.00
W40 40 x 12 (1016 x 305)	149.00	222.00	43.87	283.00	38.20	970.30	11.81	300.00	0.83	21.10	0.63	16.00	1.18	30.00
	167.00	249.00	49.14	317.00	38.59	980.20	11.81	300.00	1.02	26.00	0.65	16.50	1.18	30.00
	183.00	272.00	53.79	347.00	38.98	990.10	11.81	300.00	1.22	31.00	0.65	16.50	1.18	30.00
	211.00	314.00	62.00	400.00	39.37	1,000.00	11.81	300.00	1.41	35.90	0.75	19.10	1.18	30.00
	235.00	349.00	68.98	445.00	39.69	1,008.10	11.89	302.00	1.57	40.00	0.83	21.10	1.18	30.00
	264.00	393.00	77.50	500.00	40.00	1,016.00	11.93	303.00	1.73	43.90	0.96	24.40	1.18	30.00
	278.00	415.00	82.00	529.00	40.16	1,020.00	11.97	304.00	1.81	46.00	1.02	26.00	1.18	30.00
	294.00	438.00	86.34	557.00	40.39	1,025.90	12.02	305.40	1.93	49.00	1.06	26.90	1.18	30.00
	327.00	487.00	96.10	620.00	40.79	1,036.10	12.15	308.50	2.13	54.10	1.18	30.00	1.18	30.00
	331.00	494.00	97.50	629.00	40.79	1,036.00	12.17	309.00	2.13	54.00	1.22	31.00	1.18	30.00
	359.00	535.00	105.56	681.00	41.18	1,046.00	12.26	311.40	2.32	58.90	1.30	33.00	1.18	30.00
	392.00	584.00	115.32	744.00	41.57	1,056.00	12.36	314.00	2.52	64.00	1.42	36.00	1.18	30.00
	W40 40 X 16 (1016 X 406)	199.00	296.00	58.44	377.00	38.66	982.00	15.75	400.00	1.07	27.10	0.65	16.50	1.18
215.00		321.00	63.40	409.00	38.98	990.00	15.75	400.00	1.22	31.00	0.65	16.50	1.18	30.00
249.00		371.00	73.16	472.00	39.37	1,000.00	15.75	400.00	1.42	36.10	0.75	19.00	1.18	30.00
277.00		412.00	81.22	524.00	39.69	1,008.00	15.83	402.00	1.57	40.00	0.83	21.10	1.18	30.00
297.00		443.00	87.42	564.00	39.84	1,012.00	15.83	402.00	1.65	41.90	0.93	23.60	1.18	30.00
324.00		483.00	95.33	615.00	40.16	1,020.00	15.91	404.00	1.81	46.00	1.00	25.40	1.18	30.00
362.00		539.00	106.49	687.00	40.55	1,030.00	16.02	407.00	2.01	51.10	1.12	28.40	1.18	30.00
397.00		591.00	116.72	753.00	40.94	1,040.00	16.10	409.00	2.20	55.90	1.22	31.00	1.18	30.00
431.00		642.00	126.79	818.00	41.26	1,048.00	16.22	412.00	2.36	60.00	1.34	34.00	1.18	30.00
503.00		748.00	147.72	953.00	42.05	1,068.00	16.42	417.00	2.76	70.00	1.54	39.00	1.18	30.00
593.00		883.00	174.38	1,125.00	42.99	1,092.00	16.69	424.00	3.23	82.00	1.79	45.50	1.18	30.00
W44 44 X 16 (1118 X 406)	230.00	343.00	67.74	437.00	42.91	1,090.00	15.75	400.00	1.22	31.00	0.71	18.00	0.79	20.00
	262.00	390.00	77.04	497.00	43.31	1,100.00	15.75	400.00	1.42	36.00	0.79	20.00	0.79	20.00
	290.00	433.00	85.41	551.00	43.62	1,108.00	15.83	402.00	1.57	40.00	0.87	22.00	0.79	20.00
	335.00	499.00	98.43	635.00	44.02	1,118.00	15.94	405.00	1.77	45.00	1.02	26.00	0.79	20.00

Material Spec: EN10025 S275JR
 EN10025 S355JR/J0/J2G3
 BS4360 Gr43A / 50B